

627 RIVERBANK DRIVE
GENEVA, IL 60134
630-232-0104

Test Report

www.riverbankacoustics.com

FOUNDED 1918 BY
WALLACE CLEMENT SABINE

SPONSOR: **Carnegie Fabrics, LLC**
Rockville Centre, NY

Sound Absorption
RAL™-A26-229

CONDUCTED: 2026-05-04

Page 1 of 9

ON: Kirei 9mm PET Panel with 50mm air gap

TEST METHODOLOGY

Riverbank Acoustical Laboratories™ is accredited by the U.S. Department of Commerce, National Institute of Standards and Technology (NIST) under the National Voluntary Laboratory Accreditation Program (NVLAP) as an ISO 17025:2017 Laboratory (NVLAP Lab Code: 100227-0) and for this test procedure. The test reported in this document conformed explicitly with ASTM C423-23: "Standard Test Method for Sound Absorption and Sound Absorption Coefficients by the Reverberation Room Method." The specimen mounting was performed according to ASTM E795-23: "Standard Practices for Mounting Test Specimens During Sound Absorption Tests." A description of the measurement procedure and room specifications are available upon request. The results presented in this report apply to the sample as received from the test sponsor.

INFORMATION PROVIDED BY SPONSOR

The test specimen was designated by the sponsor as Kirei 9mm PET Panel with 50mm air gap. The following nominal product information was provided by the sponsor prior to testing. The accuracy of such sponsor-provided information can affect the validity of the test results.

Product Under Test

Product Name: Kirei 9mm PET Panel with 50mm air gap
Manufacturer: Carnegie Fabrics, LLC

SPECIMEN MEASUREMENTS & TEST CONDITIONS

Through a full external visual inspection performed on the test specimen, Riverbank personnel verified the following information:

Test Specimen

Dimensions: 2 panels @ 1226 mm (48.25 in.) by 2804 mm (110.375 in.)
Thickness: 9.19 mm (0.362 in.)
Overall Weight: 14.17 kg (31.25 lbs)
Mass per Unit Volume: 224 kg/m³ (14.0 lbs/ft³)

627 RIVERBANK DRIVE
GENEVA, IL 60134
630-232-0104

Test Report

www.riverbankacoustics.com

FOUNDED 1918 BY
WALLACE CLEMENT SABINE

Carnegie Fabrics, LLC
2026-05-04

RAL™-A26-229
Page 2 of 9

SPECIMEN MEASUREMENTS & TEST CONDITIONS (continued)

Overall Specimen Properties

Size: 2.45 m (96.5 in) wide by 2.8 m (110.375 in) long
Thickness: 0.01 m (0.362 in)
Weight: 14.17 kg (31.25 lbs)
Mass per Unit Area: 2.06 kg/m² (0.42 lbs/ft²)
Calculation Area: 6.872 m² (73.97 ft²)

Test Environment

Room Volume: 291.98 m³
Temperature: 21.6 °C ± 0.1 °C (Requirement: ≥ 10 °C and ≤ 5 °C change)
Relative Humidity: 60.25 % ± 0.5 % (Requirement: ≥ 40 % and ≤ 5 % change)
Barometric Pressure: 97.6 kPa (Requirement not defined)

MOUNTING METHOD

Type F-50 Mounting: The test specimen was laid over wood spacers placed directly on the horizontal test surface, creating a 50.32 mm (1.981 in.) thick airspace between the test surface and the panel body. The numeral suffix in the mounting designation is the thickness of the spacers in millimeters, rounded to the nearest integer multiple of 5. Perimeter edges were sealed with metal framing and tape.

627 RIVERBANK DRIVE
GENEVA, IL 60134
630-232-0104

Test Report

www.riverbankacoustics.com

FOUNDED 1918 BY
WALLACE CLEMENT SABINE

Carnegie Fabrics, LLC
2026-05-04

RAL™-A26-229

Page 3 of 9



Figure 1 – Specimen mounted in test chamber




Figure 2 – Spacers in test chamber prior to installation of specimen

627 RIVERBANK DRIVE
GENEVA, IL 60134
630-232-0104

Test Report

www.riverbankacoustics.com

FOUNDED 1918 BY
WALLACE CLEMENT SABINE

Carnegie Fabrics, LLC
2026-05-04

RAL™-A26-229

Page 4 of 9




Figure 3 – Specimen partially installed over spacers



Figure 4 – Detail of specimen material

627 RIVERBANK DRIVE
GENEVA, IL 60134
630-232-0104

Test Report

www.riverbankacoustics.com

FOUNDED 1918 BY
WALLACE CLEMENT SABINE

Carnegie Fabrics, LLC
2026-05-04

RAL™-A26-229
Page 5 of 9

TEST RESULTS

Specimen total absorption and absorption coefficient are tabulated at the eighteen standard frequencies. A graphic presentation of the data and additional information appear on the following pages.

1/3 Octave Center Frequency (Hz)	Total Absorption (m ²)	Total Absorption (Sabins)	Absorption Coefficient
100	0.42	4.48	0.06
** 125	0.78	8.36	0.11
160	0.84	8.99	0.12
200	1.22	13.17	0.18
** 250	1.59	17.16	0.23
315	2.59	27.90	0.38
400	3.15	33.92	0.46
** 500	4.20	45.24	0.61
630	5.11	55.04	0.74
800	5.91	63.63	0.86
** 1000	6.63	71.39	0.97
1250	7.05	75.89	1.03
1600	7.18	77.32	1.05
** 2000	7.17	77.16	1.04
2500	6.73	72.49	0.98
3150	6.02	64.77	0.88
** 4000	6.41	69.04	0.93
5000	7.00	75.34	1.02

SAA = 0.71
NRC = 0.70

627 RIVERBANK DRIVE
GENEVA, IL 60134
630-232-0104

Test Report

www.riverbankacoustics.com

FOUNDED 1918 BY
WALLACE CLEMENT SABINE


Carnegie Fabrics, LLC
2026-05-04

RAL™-A26-229
Page 6 of 9


TEST RESULTS (continued)

The sound absorption average (SAA) is defined in ASTM C423-23 Section 3.1.1 as the arithmetic average of the sound absorption coefficients of a material for the twelve one-third octave bands from 200 Hz through 2500 Hz, inclusive, rounded to the nearest integer multiple of 0.01.

The noise reduction coefficient (NRC) is defined from previous versions of ASTM C423 as the arithmetic average of the sound absorption coefficients at 250 Hz, 500 Hz, 1000 Hz, and 2000 Hz, rounded to the nearest integer multiple of 0.05.

Tested by 
Marc Sciaky
Senior Experimentalist

Report by 
Keith Kimberling
Test Engineer

Approved by 
Eric P. Wolfram
Laboratory Manager

627 RIVERBANK DRIVE
GENEVA, IL 60134
630-232-0104

Test Report

www.riverbankacoustics.com

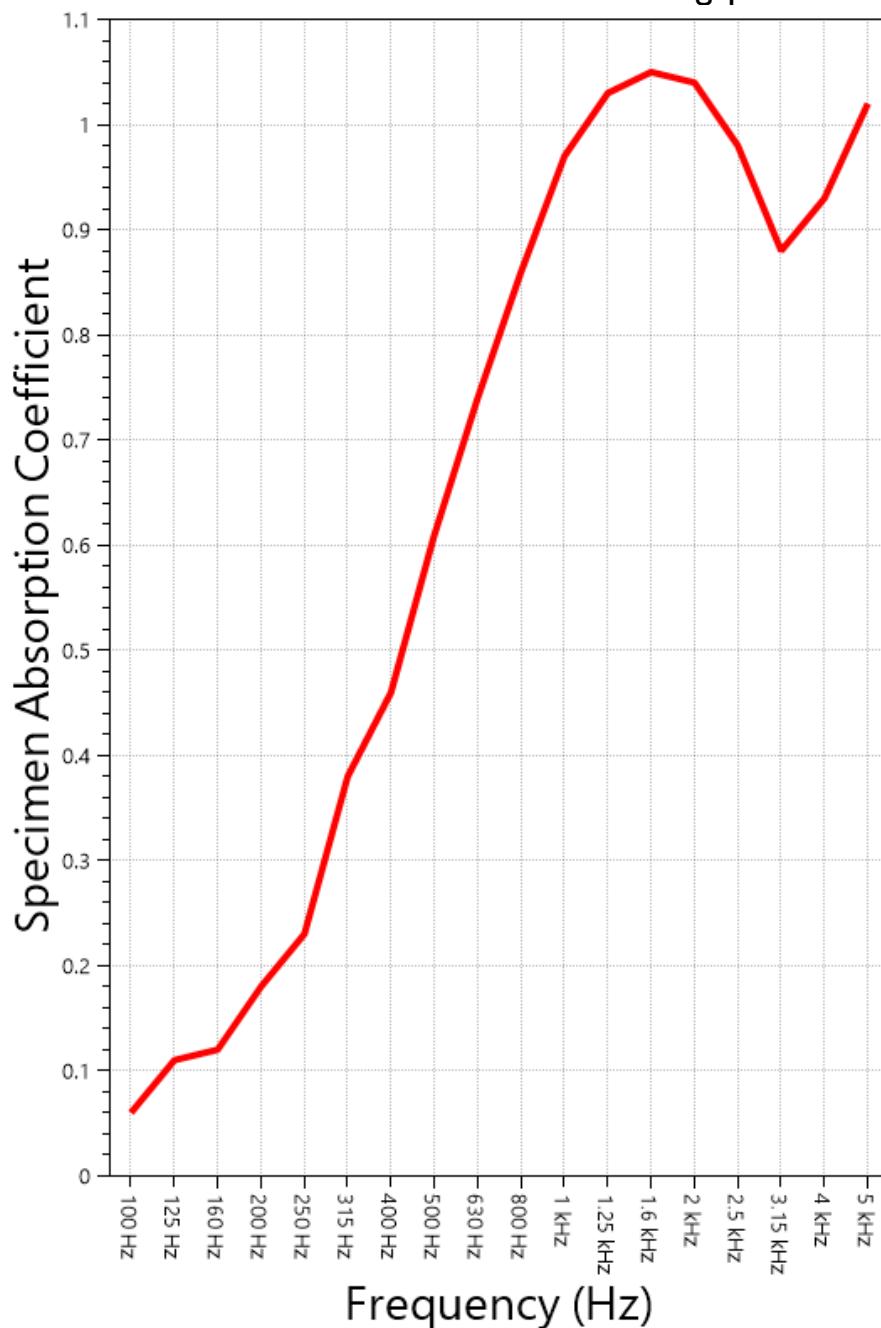
FOUNDED 1918 BY
WALLACE CLEMENT SABINE

Carnegie Fabrics, LLC
2026-05-04

RAL™-A26-229
Page 7 of 9

SOUND ABSORPTION REPORT

Kirei 9mm PET Panel with 50mm air gap



SAA = 0.71

NRC = 0.70

627 RIVERBANK DRIVE
GENEVA, IL 60134
630-232-0104

Test Report

www.riverbankacoustics.com

FOUNDED 1918 BY
WALLACE CLEMENT SABINE

Carnegie Fabrics, LLC
2026-05-04

RAL™-A26-229
Page 8 of 9

APPENDIX A: Extended Frequency Range Data

Specimen: Kirei 9mm PET Panel with 50mm air gap (See Full Report)

The following non-accredited data were obtained in accordance with ASTM C423-23, but extend beyond the defined frequency range of 100Hz to 5,000Hz. These unofficial results are representative of the RAL test environment only and intended for research & comparison purposes.

1/3 Octave Band Center Frequency (Hz)	Total Absorption (Sabins)	Absorption Coefficient
31.5	-0.48	-0.01
40	1.45	0.02
50	-3.47	-0.05
63	3.42	0.05
80	8.74	0.12
100	4.48	0.06
125	8.36	0.11
160	8.99	0.12
200	13.17	0.18
250	17.16	0.23
315	27.90	0.38
400	33.92	0.46
500	45.24	0.61
630	55.04	0.74
800	63.63	0.86
1000	71.39	0.97
1250	75.89	1.03
1600	77.32	1.05
2000	77.16	1.04
2500	72.49	0.98
3150	64.77	0.88
4000	69.04	0.93
5000	75.34	1.02
6300	79.08	1.07
8000	85.24	1.15
10000	90.39	1.22
12500	107.80	1.46

627 RIVERBANK DRIVE
GENEVA, IL 60134
630-232-0104

Test Report

www.riverbankacoustics.com

FOUNDED 1918 BY
WALLACE CLEMENT SABINE

Carnegie Fabrics, LLC
2026-05-04

RAL™-A26-229
Page 9 of 9

APPENDIX B: Instruments of Traceability

Specimen: Kirei 9mm PET Panel with 50mm air gap (See Full Report)

<u>Description</u>	<u>Model</u>	<u>Serial Number</u>	<u>Date of Certification</u>	<u>Calibration Due</u>
System 1	Type 3160-A-042	3160-106968	2025-07-21	2026-07-21
Bruek & Kjaer Mic and Preamp H	Type 4943-B-001	2525859	2025-11-18	2026-11-18
Bruel & Kjaer Pistonphone	Type 4228	2781248	2025-07-21	2026-07-21
EXTECH Hygro 639	SD700	A.103639	2025-12-29	2026-12-29

APPENDIX C: Revisions to Original Test Report

Specimen: Kirei 9mm PET Panel with 50mm air gap (See Full Report)

<u>Date</u>	<u>Revision</u>
2026-05-20	Original report issued

END